

20 mm **OUTDOOR** | **600x900mm**
PORCELAIN | **60x90cm**

Let's Walk

With Armano



COLORBODY
R11 SURFACE



**AN
IDEAL
SOLUTION
FOR
YOUR
OUTDOORS**

index

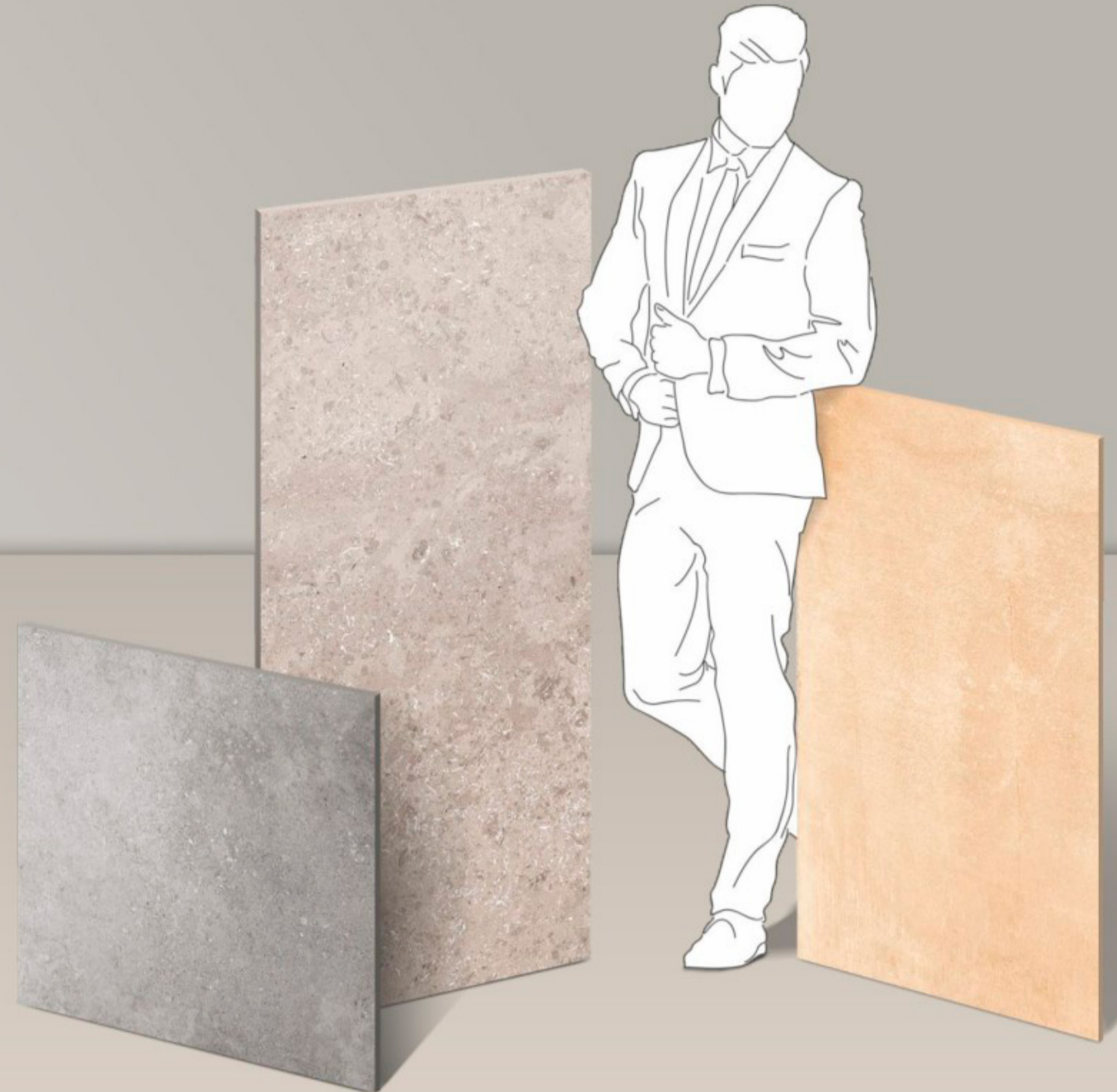
15	AREZIA SLATE GREY
17	BLACK SLATE NATURAL
19	LAKE GRIGIO
21	QUARTZ GREY
23	QUARTZ WHITE
25	QUARTZ BLACK
27	SHERPA BEIGE
29	SHERPA GREY
31	SHERPA DARK GREY
33	ARKOSE GREY
35	BASALTINO
37	FOSSIL BLACK
39	FOSSIL GREY
41	EARTHCORE BLACK
43	KANDLA GREY NATURAL
45	JUPITER GREY
47	JUPITER BLACK
49	BENITO GREY
51	HAMMER STONE GREY
53	COSMOS IVORY
55	TURBO BROWN GREY



20 mm OUTDOOR PORCELAIN

EXTREME STRENGTH FOR REVOLUTIONARY OUTDOORS

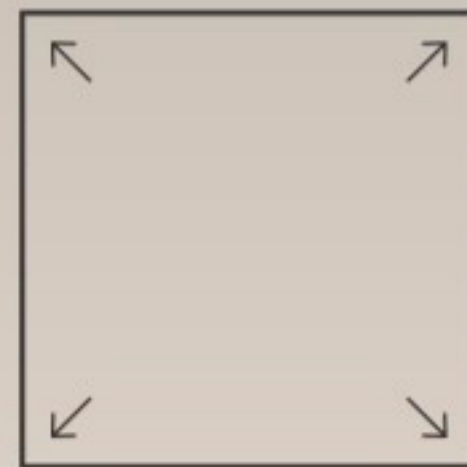
The revolutionary outdoor surfaces from the collection are synonymous with high strength, elegance, and versatility. Available in three different sizes, a distinguished matt finish, and colors most apt for use outdoors, the collection remarkably compliments the exterior of your spaces and elements outdoors.



600x1200mm
60x120cm



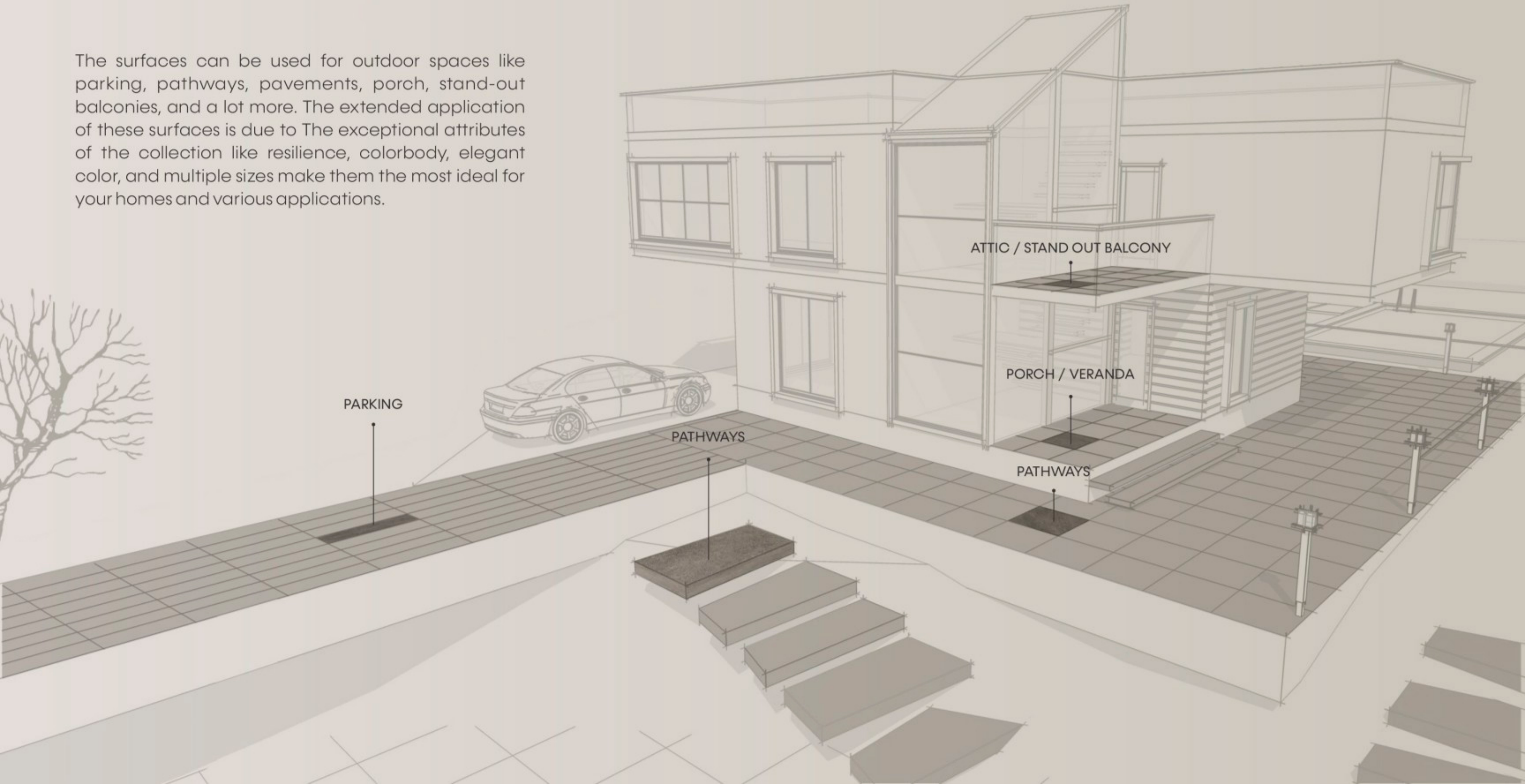
600x900mm
60x90cm



600x600mm
60x60cm

03 Application

The surfaces can be used for outdoor spaces like parking, pathways, pavements, porch, stand-out balconies, and a lot more. The extended application of these surfaces is due to the exceptional attributes of the collection like resilience, colorbody, elegant color, and multiple sizes make them the most ideal for your homes and various applications.





Armano is one of the leading manufactures of ceramic tiles in India. We manufacture a great collection of colorbody tiles that come in various styles and sizes. The surfaces from Armano have a charismatic charm that enhances the aesthetic appeal of a space. These surfaces come in colours that are soothing to the eyes and gives a rich look!

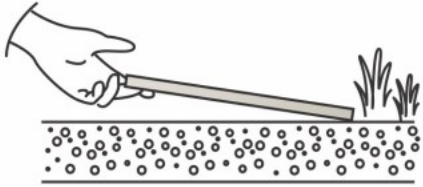
Armano keeps growing with the latest trends of interior design and architectural styles. We bring together the combination of creativity and comfort by designing tiles by using the latest technology.



The tiles by Armano are in demand worldwide as we export our tiles to many countries across the globe. With keeping in demand of the ceramic market and delivering products of the highest quality standard, we continue to extend our global reach.

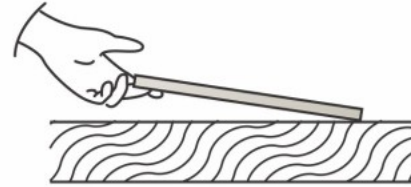


06 Laying Method



DRY LAYING ON GRASS

The surfaces of the collection can be perfectly laid on the grass of your garden areas, lawns, and more to create an amazing stepping way.



LAYING ON SCREED

The outdoor porcelain tiles can be fixed over screed to create a floor for high performance for use in exceptionally high-stress areas.



INSTALLATION ON GRASS COULD BE DONE IN TWO WAYS.

On Gravel Base

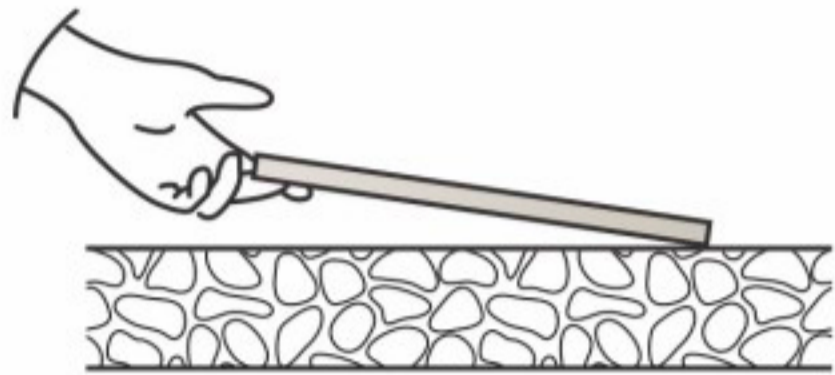
To install the surfaces on a gravel base in your grass area, place tiles to mark and check arrangement. Mark around the tiles and dig out the top layer of the grass. In the hollow space fill gravel and lay tiles firmly.

Direct

To install tiles on the grass directly, place tiles to mark and check arrangement. Mark around the tiles and remove them. Dig out the top layer of the grass and place tiles firmly in the hollow keeping proper distance between tiles.

HOW TO INSTALL ON SCREED WITH ADHESIVE

Dig up the soil and compact the ground over which tiles will be laid. Place a layer of crushed gravel as a base and thereafter place the tiles including optional steel mesh. Install the tile with the help of an exterior grade elastic adhesive leaving a gap of at least 5mm at every joint.



LAYING ON GRAVEL

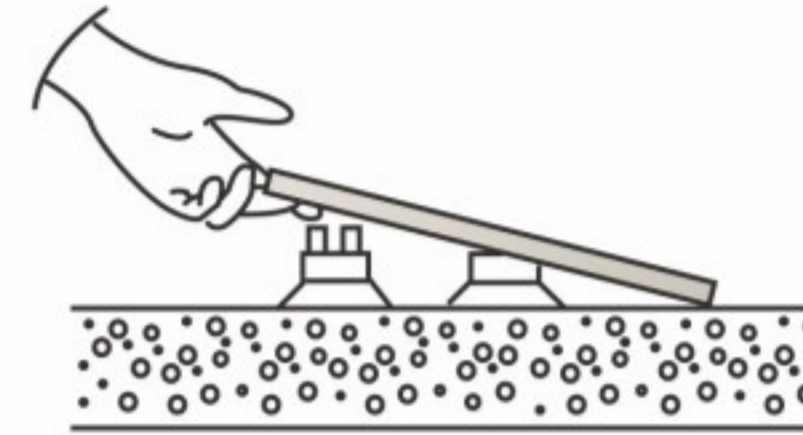
The outdoor porcelain tiles of the Zenith Stone collection can be multi-functionally applied on gravel to create fancy and functional outdoor spaces.



HOW TO INSTALL

Dig the soil at least 10cm during warm and dry weather or deeper in a cold or wet climate. Compact the soil at the base at a leaning angle to avoid water stagnation. Place a layer of gravel and compact again. Place a layer of new gravel or sand for a leveled surface. Then, lay the tile leaving a gap of 5mm at joints.

Tile spacers could also be used for easy installation. Level the surface with a straight edge and use a rubber hammer to rectify the minor height differences if any. Fill the joints with a thin layer of sand or polymeric sand.

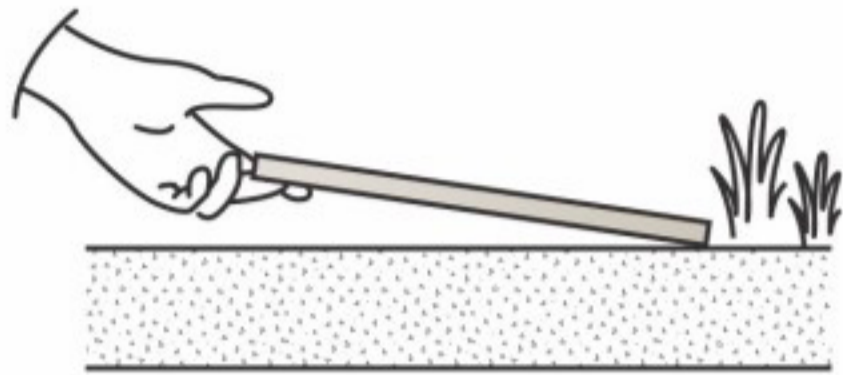


OUTDOOR LAYING ON RAISED FLOORING

A raised-level flooring can be created on terraces or accessible attics, it is possible to allow water or rainwater drainage.

Prepare an even base with screed with desired slope and levels. Position the pedestal according to the desired size and use the slope corrector, if necessary. Install the tiles as desired and carefully over the frames of the pedestals or on the pedestals directly. During the installation process, correctly adjust each pedestal to achieve a smooth flat floor.





DRY LAYING ON SAND

Outdoor Porcelain tiles of the Zenith Stone collection makes it possible to easily create walkways and installations on sandy grounds.



INSTALLATION ON SAND COULD BE DONE IN TWO WAYS.

On Gravel Base

Dig about 20cm in the sandy ground. Place a gravel layer of 4-8mm and compact it and add a 2cm sand layer. Dry lay the tile over the prepared surface.


Direct

Level and compact the sand area and dry lay the tiles leaving gaps.

Laying Patterns 07

ACHIEVE DISTINCTIVE SPACES WITH A VERSATILE COMBINATION OF ZENITH STONE SURFACES.

Minimum
5mm Spacer
Recommend



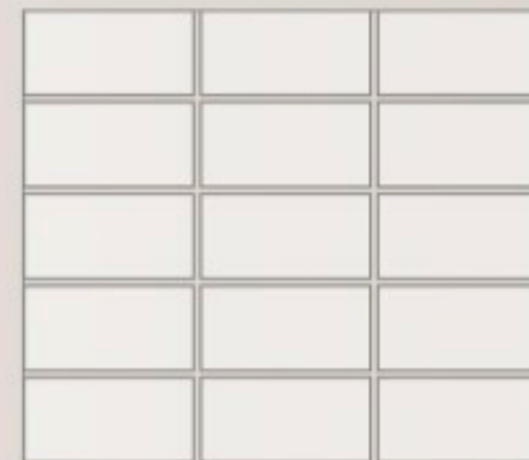
Tiles Combination 01
600x900mm
600x600mm



Tiles Combination 02
600x600mm



Tiles Combination 03
600x900mm



Tiles Combination 04
600x1200mm



Tiles Combination 05
600x1200mm
600x600mm




Tiles Combination 06
600x1200mm
600x600mm



Tiles Combination 07
600x1200mm
600x900mm
600x600mm



Tiles Combination 08
600x1200mm
600x900mm
600x600mm



Tiles Combination 09
600x1200mm
600x600mm

The versatile sizes of the Zenith Stone collection allow you to experiment with various laying patterns through its combination of various sizes. Establish custom spaces with a combination of your choice and achieve a distinctive style in your spaces.

Experience adventure with
**Diverse
Surface**



Enjoy your outdoor spaces worry-free, functional, and technically sound with advantageous surfaces of the collection.



R11

The feature-rich collection of ZENITH STONE are R11 category anti-slip surfaces. The reliable category of the surfaces offers extensive traction in both dry and wet environments making them most suitable for outdoors and even for living spaces and bath spaces.

A SAMRT AND SAFE CHOICE

Resistance



Easy To Maintain

Porcelain tiles do not require any special maintenance.



UV Resistant

Porcelain tiles maintain their colors even when exposed to continuous, direct sunlight or in contact with atmospheric agents or smog.



Scratch Resistant

Porcelain tiles do not splinter, break or get damaged.



Easy To Clean

Porcelain tiles are easy to clean.



Waterproof

Porcelain tiles are waterproof as water does not damage the surface or the body of the tile.



Stain Resistant

Porcelain tiles are waterproof, liquid can't damage the tile surface.




Resistant To Chemicals

Porcelain tiles do not stain and resist the most aggressive chemical agents.



Resistant To Acids

Porcelain tiles are resistant to acids found in food and cleaning products.



Resistant To Thermal Shock

A porcelain tile floor will not change as a result of sharp temperature fluctuations.



Frost Resistant

The denser construction of porcelain tiles makes them frost-resistant, as when temperatures drop, these tiles do not get frost damage.

Health



Zero VOCs

Porcelain tiles are intrinsically inorganic and do not emit volatile organic compounds.



Zero PVC

Porcelain tiles contain no PVC, plastics or petroleum derivatives.



Zero Formaldehyde

Porcelain tiles do not contain formaldehyde.



Zero Allergens

Porcelain tiles are inhospitable for mites, bacteria, fungi, molds, and other irritants.



Prevent Bacterial Growth

Porcelain tiles are completely hygienic and inhospitable for bacteria, mites, molds, and fungi.

Safety



Non-slip

Porcelain tile surfaces can be made with an abrasive surface grit that can increase traction and reduce the risk of slipping.



Fire Resistant

Porcelain tiles are not flammable, reduce the spread of flames, do not burn, and do not emit toxic fumes.



Heat Resistant

Porcelain tiles do not change shape at high temperatures.

Environment



Energy Efficiency

The high thermal inertia of porcelain tiles moderates the changes in temperature of the rooms, favouring energy savings.



Ecological

Porcelain tiles have a low environmental impact at all stages of their production, from the raw materials to disposal and recycling.



Recycling and Re-Use

Porcelain tiles are made with recycled materials, last a long time, and can be re-used because they retain their original appearance.



Ideal For Floor Heating Systems

Porcelain tiles can be effectively combined with floor heating systems.

**A FEATURE-
PACKED
MAKEOVER
FOR
YOUR
OUTDOORS**

VERSATILE APPLICATION AREA

The multifaceted use of the surfaces of the collection is unlimited.




Public Park and Garden



Terraces and Balconies



Driveways and Pathways



Swimming Pools and
Surrounding Areas



Beach Resorts



Parking Lots and
Vehicle Passage



Street Furniture



High-traffic Industrial Areas



Outdoor Patios and
Verandha

Application Areas



AREZIA SLATE GREY



COLORBODY
R11 SURFACE

600x900mm

Available Sizes

600x1200mm

600x600mm

20 mm  **OUTDOOR PORCELAIN**

6 **RANDOM**





BLACK SLATE NATURAL



COLORBODY
R11 SURFACE

600x900mm


Available Sizes

600x1200mm

600x600mm

20 mm  **OUTDOOR PORCELAIN**

7
RANDOM





LAKE GRIGIO



**COLORBODY
R11 SURFACE**

600x900mm


Available Sizes

600x1200mm

600x600mm

20 mm  **OUTDOOR
PORCELAIN**

5
RANDOM





QUARTZ GREY



COLORBODY
R11 SURFACE

600x900mm

Available Sizes

600x1200mm

600x600mm

20 mm  **OUTDOOR PORCELAIN**

7
RANDOM





QUARTZ WHITE



**COLORBODY
R11 SURFACE**

600x900mm

Available Sizes

600x1200mm

600x600mm

20 mm  **OUTDOOR
PORCELAIN**

5
RANDOM





QUARTZ BLACK



**COLORBODY
R11 SURFACE**

600x900mm



Available Sizes

600x1200mm

600x600mm


20 mm  **OUTDOOR
PORCELAIN**

7
RANDOM





SHERPA BEIGE



COLORBODY
R11 SURFACE

600x900mm

Available Sizes

600x1200mm

600x600mm

20 mm  **OUTDOOR PORCELAIN**

5
RANDOM





SHERPA GREY



**COLORBODY
R11 SURFACE**

600x900mm


Available Sizes

600x1200mm

600x600mm

20 mm  **OUTDOOR
PORCELAIN**

5
RANDOM





SHERPA DARK GREY



**COLORBODY
R11 SURFACE**

600x900mm


Available Sizes

600x1200mm

600x600mm

20 mm  **OUTDOOR
PORCELAIN**

5
RANDOM





ARKOSE GREY



**COLORBODY
R11 SURFACE**

600x900mm

Available Sizes

600x1200mm

600x600mm


20 mm  **OUTDOOR
PORCELAIN**

4
RANDOM





BASALTINO



**COLORBODY
R11 SURFACE**

600x900mm


Available Sizes

600x1200mm

600x600mm


20 mm  **OUTDOOR
PORCELAIN**

4
RANDOM





FOSSIL BLACK



**COLORBODY
R11 SURFACE**

600x900mm


Available Sizes

600x1200mm

600x600mm


20 mm  **OUTDOOR
PORCELAIN**

5
RANDOM





FOSSIL GREY



**COLORBODY
R11 SURFACE**

600x900mm


Available Sizes

600x1200mm

600x600mm

20 mm  **OUTDOOR
PORCELAIN**

5
RANDOM





EARTHCORE BLACK



COLORBODY
R11 SURFACE

600x900mm


Available Sizes

600x1200mm

600x600mm

20 mm  **OUTDOOR PORCELAIN**

5
RANDOM





KANDLA GREY NATURAL



**COLORBODY
R11 SURFACE**

600x900mm

Available Sizes

600x1200mm

600x600mm

20 mm  **OUTDOOR
PORCELAIN**

10
RANDOM





JUPITER GREY



**COLORBODY
R11 SURFACE**

600x900mm

Available Sizes

600x1200mm

600x600mm

20 mm  **OUTDOOR
PORCELAIN**

4
RANDOM





JUPITER BLACK



COLORBODY
R11 SURFACE

600x900mm

Available Sizes

600x1200mm

600x600mm

20 mm  **OUTDOOR PORCELAIN**

4
RANDOM





BENITO GREY



**COLORBODY
R11 SURFACE**

600x900mm

Available Sizes

600x1200mm

600x600mm

20 mm  **OUTDOOR
PORCELAIN**

5
RANDOM





HAMMER STONE GREY



COLORBODY
R11 SURFACE

600x900mm

Available Sizes

600x1200mm

600x600mm

20 mm  **OUTDOOR PORCELAIN**

5
RANDOM





COSMOS IVORY



**COLORBODY
R11 SURFACE**

600x900mm

Available Sizes

600x1200mm

600x600mm


20 mm  **OUTDOOR
PORCELAIN**

5
RANDOM





TURBO BROWN GREY



**COLORBODY
R11 SURFACE**

600x900mm

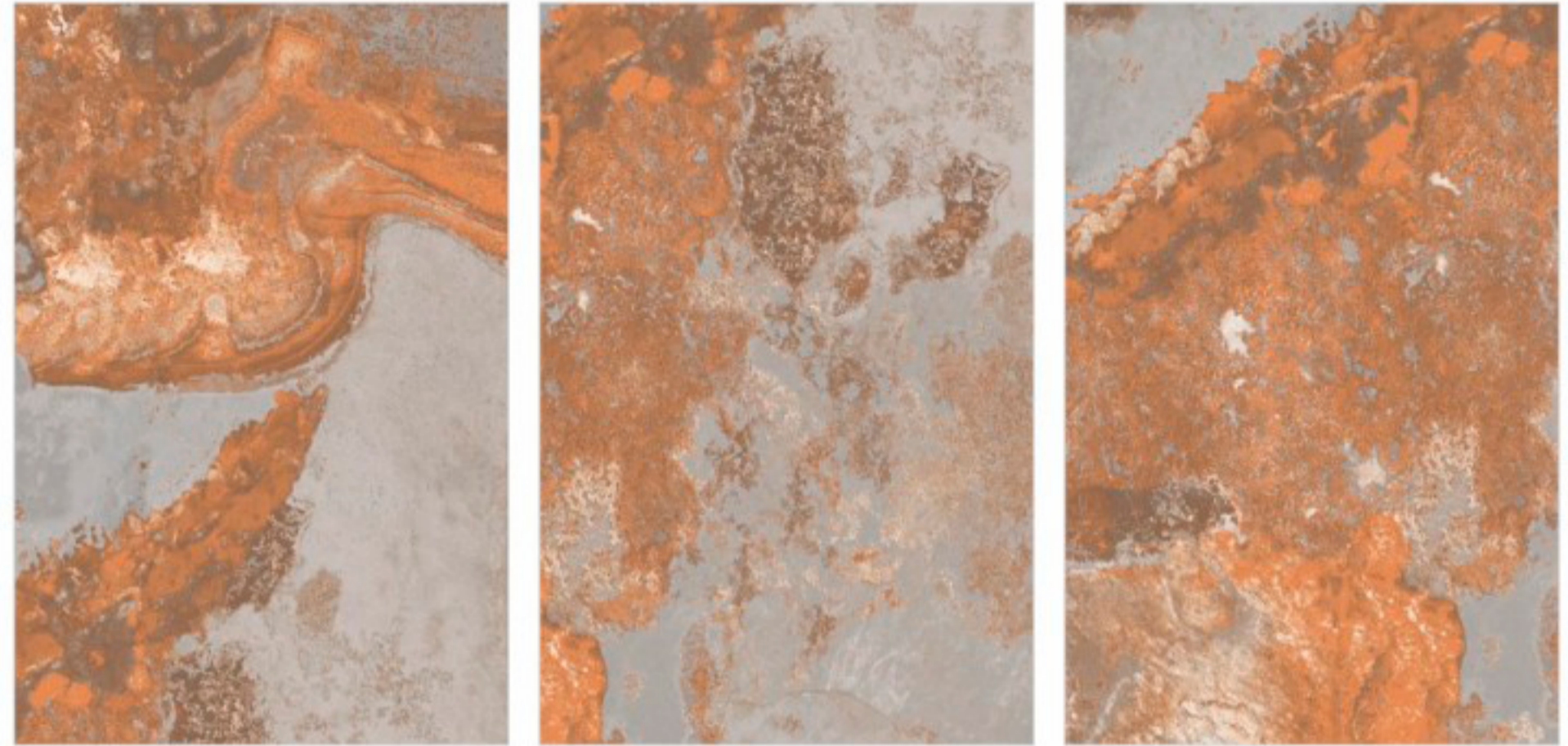
Available Sizes

600x1200mm

600x600mm

20 mm  **OUTDOOR
PORCELAIN**

6
RANDOM







PORCELÁNICOS MEHAVI

Follow us on / 